

# Cool Aleternum®



**Low thermal inertia**



**Low water content**



**Versatility**



**Available in 24 colours**



**Double painting: anaphoresis + epoxy powders**

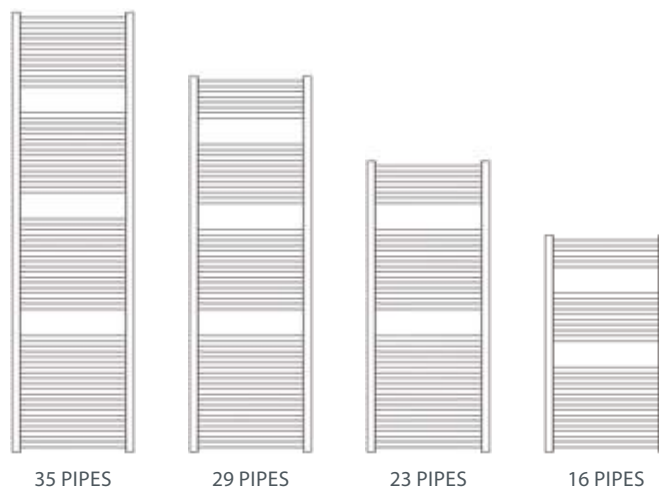
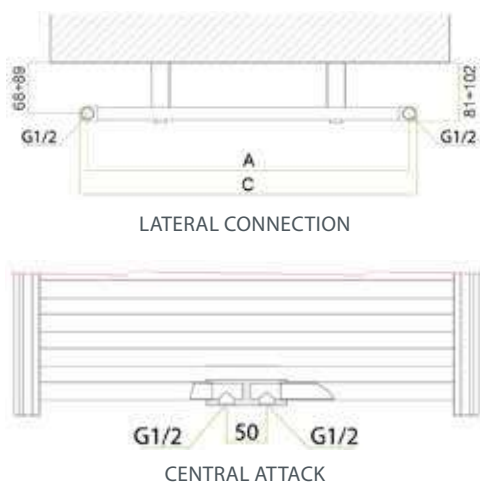


**Corrosion resistance**



<b>Centre-to-centre distances (mm)</b>	400 - 450 - 500 - 550 - 600
<b>Heights (mm)</b>	858 - 1152 - 1488 - 1740
<b>Colours</b>	see colors table
<b>Maximum working pressure</b>	16 bar
<b>Test pressure</b>	24 bar
<b>Included in the package</b>	Installation kit
<b>Aleternum treatment</b>	Supplied as standard

All models **Cool** are guaranteed **12 years** from installation date on manufacturing faults, provided that the installation has been performed in compliance with the current norms and respecting the instructions relating to the installation, the correct use and the correct maintenance as illustrated on this catalogue.



Model	Height mm	Heat output				
		$\Delta T 30$	$\Delta T 40$	$\Delta T 50$	$\Delta T 60$	$\Delta T 70$
		W	W	W	W	W
860/400	858	188	266	348	433	521
860/450	858	196	280	370	464	562
860/500	858	211	302	399	501	607
860/550	858	226	324	428	537	651
860/600	858	241	346	457	574	696
1160/400	1152	248	350	458	571	687
1160/450	1152	265	380	502	630	763
1160/500	1152	288	412	544	684	829
1160/550	1152	310	444	587	737	894
1160/600	1152	333	477	630	791	959

Model	Height mm	Heat output				
		$\Delta T 30$	$\Delta T 40$	$\Delta T 50$	$\Delta T 60$	$\Delta T 70$
		W	W	W	W	W
1490/400	1488	322	455	595	741	892
1490/450	1488	347	497	658	826	1002
1490/500	1488	378	542	717	900	1092
1490/550	1488	410	587	776	975	1182
1490/600	1488	441	632	835	1049	1271
1740/400	1740	379	539	707	883	1065
1740/450	1740	413	590	778	976	1181
1740/500	1740	451	645	850	1066	1291
1740/550	1740	489	699	922	1156	1400
1740/600	1740	527	754	994	1247	1509

Model	Height	Depth	Centre distance	Length	Water capacity	Exponent	Coefficient
	mm	mm	mm	mm	litres	n	Km
860/400	858	26	400	428	2,4	1,2015	3,1596
860/450	858	26	450	478	2,7	1,2443	2,8430
860/500	858	26	500	528	2,9	1,2468	3,0374
860/550	858	26	550	578	3,2	1,2492	3,2277
860/600	858	26	600	628	3,4	1,2517	3,4143
1160/400	1152	26	400	428	3,4	1,2029	4,1431
1160/450	1152	26	450	478	3,8	1,2479	3,8033
1160/500	1152	26	500	528	4,1	1,2487	4,1156
1160/550	1152	26	550	578	4,5	1,2495	4,4259
1160/600	1152	26	600	628	4,9	1,2502	4,7339
1490/400	1488	26	400	428	4,4	1,2045	5,3470
1490/450	1488	26	450	478	4,8	1,2520	4,9057
1490/500	1488	26	500	528	5,2	1,2509	5,3720
1490/550	1488	26	550	578	5,7	1,2497	5,8423
1490/600	1488	26	600	628	6,1	1,2486	6,3166
1740/400	1740	26	400	428	5,3	1,2182	6,0193
1740/450	1740	26	450	478	5,7	1,2406	6,0741
1740/500	1740	26	500	528	6,3	1,2408	6,6300
1740/550	1740	26	550	578	6,8	1,2410	7,1851
1740/600	1740	26	600	628	7,5	1,2412	7,7391

**Maximum working pressure: 1600 kpa (16 bar) Maximum working temperature: 120 °C**

Characteristic equation of the model  $\Phi=Km \Delta T^n$

The thermal efficiency values shown comply with the European Standard EN 442-1:2014 and are certified by the MRT Lab of the Milan Polytechnic, notified body N°1695.

## CODE OBTAINING EXAMPLE

Cool radiator 860/400, gloss White colour  
Ex: **EA42E0 04**

Cool radiator 1160/500, gloss Ardesia colour  
Ex: **EA52G0 2B**

To obtain the radiator code, it is necessary to add to the code the two final numbers concerning the finishing and the desired colour.

Model	Side connection version		Central connection version	
	RAL 9010 White	Colours	RAL 9010 White	Colours
860/400	EA42E0 04	EA52E0 xx	EA62E0 04	EA62E0 xx
860/450	EA42A0 04	EA52A0 xx	EA62A0 04	EA62A0 xx
860/500	EA42B0 04	EA52B0 xx	EA62B0 04	EA62B0 xx
860/550	EA42C0 04	EA52C0 xx	EA62C0 04	EA62C0 xx
860/600	EA42D0 04	EA52D0 xx	EA62D0 04	EA62D0 xx
1160/400	EA42L0 04	EA52L0 xx	EA62L0 04	EA62L0 xx
1160/450	EA42F0 04	EA52F0 xx	EA62F0 04	EA62F0 xx
1160/500	EA42G0 04	EA52G0 xx	EA62G0 04	EA62G0 xx
1160/550	EA42H0 04	EA52H0 xx	EA62H0 04	EA62H0 xx
1160/600	EA42I0 04	EA52I0 xx	EA62I0 04	EA62I0 xx
1490/400	EA42Q0 04	EA52Q0 xx	EA62Q0 04	EA62Q0 xx
1490/450	EA42M0 04	EA52M0 xx	EA62M0 04	EA62M0 xx
1490/500	EA42N0 04	EA52N0 xx	EA62N0 04	EA62N0 xx
1490/550	EA42O0 04	EA52O0 xx	EA62O0 04	EA62O0 xx
1490/600	EA42P0 04	EA52P0 xx	EA62P0 04	EA62P0 xx
1740/400	EA42V0 04	EA52V0 xx	EA62V0 04	EA62V0 xx
1740/450	EA42R0 04	EA52R0 xx	EA62R0 04	EA62R0 xx
1740/500	EA42S0 04	EA52S0 xx	EA62S0 04	EA62S0 xx
1740/550	EA42T0 04	EA52T0 xx	EA62T0 04	EA62T0 xx
1740/600	EA42U0 04	EA52U0 xx	EA62U0 04	EA62U0 xx

### COLOURS

See table on the following page







### FINISHES

GLOSS

MATT

TEXTURED MATT

PEARLED

Item	Description	Code
	A 77 Installation kit for Cool 3 points lateral connection with bleed valve and 1 plug - Colour: White (supplied as standard with White glossy radiators colour code 04)	550124
	A 79 Installation kit for Cool 3 points central connection with bleed valve and 3 plugs - Colour: White (supplied as standard with White glossy radiators colour code 04)	550126
	A 78 Installation kit for Cool 3 points lateral connection with bleed valve and 1 plug - Colour: Chrome (supplied as standard with the coloured radiators, excluding White glossy colour code 04)	550125
	A 89 Installation kit for Cool 3 points central connection with bleed valve and 3 plugs - Colour: Chrome (supplied as standard with the coloured radiators, excluding White glossy colour code 04)	550127
	- White supports for Cool - n° 2	570135
	- Chrome supports for Cool - n° 2	570135C
	- Towel rail Cool 450/500/550 - Colour: White	570133
	- Towel rail COOL 600 - Colour: White	570134
	- Towel rail Cool 450/500/550 - Colour: Chrome	570133C
	- Towel rail COOL 600 - Colour: Chrome	570134C

## TONDERA series for central connection

Description	Colour White RAL 9010	Colour Chrome
	Code	Code
50 mm angle lockshield valve and thermostatic valve assembly, interchangeable copper and multilayer pipe connection, non-drip end. RIGHT	8496811	8496812
50 mm angle lockshield valve and thermostat valve assembly, interchangeable copper and multilayer pipe connection, non-drip end. RIGHT	8496841	8496842



Description	Colour Gold
	Code
Reversible screw for TONDERA from RH to LH	8490471

For other accessories, see from page 73

	GLOSS	MATT	TEXTURED MATT	PEARLED
WHITE				
	Cod. 04			Cod. 4M
CORVINO				
	Cod. 2L		Cod. 3L	
METROPOLITAN				
			Cod. 3T	
BLACK COFFEE				
			Cod. 3V	
PEARL				
	Cod. 2N	Cod. 5N		Cod. 4N
ORGANZA				
	Cod. 2D	Cod. 5D		
TURTLE				
		Cod. 5P	Cod. 3P	
COPPER				
	Cod. 2C		Cod. 3C	
TERRA BRUCIATA				
	Cod. 2S			
SILVER				
	Cod. 2F		Cod. 3F	
GRAFITE				
			Cod. 3R	
ARDESIA				
	Cod. 2B		Cod. 3B	
RUBINO				
	Cod. 2A			
HELOISE				
			Cod. 3H	
TURQUOISE BEACH				
	Cod. 2I			

The colours shown are merely indicative and not binding, as they may slightly differ, due to the printing process.

Coloured versions: price increase 45% of a gloss White (RAL 9010)